

672 Bedknife Grinder



*The Fast And Easy Choice
For Productivity, Flexibility, Quality, and More!*




672 Bedknife Grinder

Foley United, the world leader in Reel Grinding Equipment since 1934, brings you the fastest and easiest to use bedknife grinder in the world—the 672 Semi-Automatic Bedknife Grinder. The unique bedknife mounting system, fast angle set-up, and operator protection features separate this grinder from all the rest.



The mounting system utilizes electro-magnets to hold the bed bar in place for grinding and the unique alignment gauging method further enhances ease of set-up. These two features virtually eliminate set-up time. You can grind all bed bar arrangements without the need for additional tooling.

The fast angle set-up provides repeatability without recalibration. By setting the Angle Stops once, the 672 can grind the same angles over and over. Changing from grinding the front to the top surface is quicker due to the powered motion of the tooling bar and mounting system.

Designed for maximum operator protection, the 672 has a clear plastic enclosure cover which retains coolant mist and shields the operator. Its interlock feature prevents operation without the cover being totally closed. The supplemental power supply protects the operator in the event of electrical supply interruption holding the bed bar in place.



Fast Angle Set-up provides repeatability without recalibration. By setting the Angle Stops once, the 672 can grind the same angles over and over. This is the market's fastest method of setting the desired angle.



Flood Coolant controls dust, allows fast grinding time by controlling the bedknife temperature during the grind, and aids in producing a high quality surface finish.



Diamond Wheel Dresser allows the operator to redress the grinding wheel. The permanently attached dresser stores easily out of the way during grinding and requires minimal adjustment for dressing.




Electronic Control Panel contains independent switches for all grinder functions and meets all safety requirements including an emergency stop button. Magnet-ON indicator light is included.



Supplemental Power Supply protects the operator in the event of electrical supply interruption holding the bedbar in place. It is easily accessible in a storage area, which can hold tools or other bedknives that need to be ground.



Ultra Precision Traverse System is the key to straight bedknives over the life of the machine. Heat-treated, stress-relieved, and precision-machined, the traverse base utilizes a reliable belt drive system. These features combine to provide the precise foundation for the most accurate grind possible.




Powered Motion of the tooling bar and mounting system simplifies and quickens the change from grinding the front to the top surface.



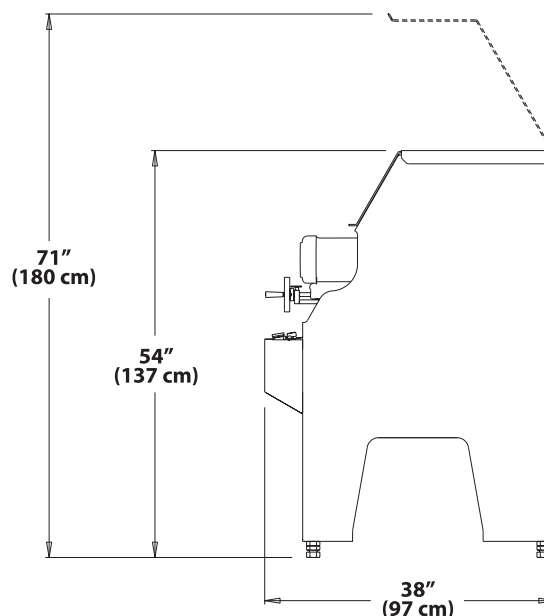
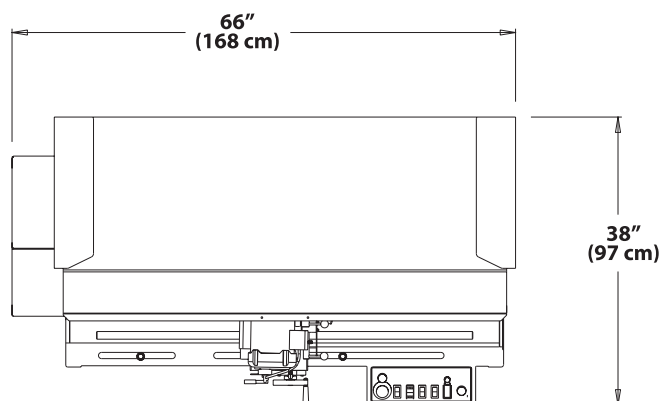
Bed Bar Mounting System allows the bed bar assembly to remain straight and stable throughout the grinding process without inducing stress.



Alignment Gauge simplifies and virtually eliminates set-up time. The forward and upright position is used for alignment of the bedknife. After alignment, the gauge is stored in an out-of-the-way position.



672 Bedknife Grinder



Specifications Part Number 6720901

Weight820 pounds (372 Kg)

Height54" (137 cm)

Width66" (168 cm)

Depth38" (97 cm)

Power115V, 50/60 Hz, single phase

Grinding Motor . . . 3/4 HP totally enclosed, fan-cooled

Standard Features

- Automatic Angle Positioning
- Automatic Alignment Positioning
- 6" (152mm) Diameter Cupped Grinding Wheel
- Electro-Magnetic Bedknife Mounting System
- Built-in Diamond Dresser
- Self-Contained Flood Coolant System
- Belt Drive Traverse – Variable Speed

Optional Equipment

- Step Down Transformer (220/115V)



*Setting the Standard with the
World's Most Valued Grinders.*

A Division of Foley-Belsaw
River Falls, Wisconsin 54022
www.foleyunited.com

Distributed By: