



Count on it.

# GREENSMASTER® eTRIFLEX 3360 GEOLINK® MOW

ACCESSORY GUIDE

## Greensmaster Autonomous Mower

Backed by over a century of golf expertise, Toro's GeoLink® Solutions™ Autonomous Fairway Mower combines the trusted excellence of the TriFlex platform with advanced GeoLink autonomous technology to help golf courses do more with less. Equipped with GeoLink Mow technology, which allows for manual or autonomous operation, a user can supervise one or more units while performing other work on the golf course.

### Traction Unit



#### Greensmaster eTriFlex 3360 GeoLink Mow

- Engine: 14.5 HP (10.8 kW) air-cooled, gasoline engine
- Generator: 48V 5400W air-cooled brushless permanent magnet motor
- All-electric traction, steering, lift & reel drive with no hydraulics
- Tool-Free, Quick-Change cutting units for increased productivity and reduced maintenance

### Cutting Units & Reel Options



#### 8-Blade TriFlex Fairway Cutting Unit

- Designed for mowing higher Heights of Cut in autonomous mode
- Heights of cut above 3/8" (9.5 mm)
- Equipped with an Edgemax™ Fairway Bedknife



#### 11-Blade TriFlex Fairway Cutting Unit

- Designed for mowing on lower heights of cut
- Use in fine turf applications up to 3/8" (9.5mm)
- Equipped with an Edgemax™ Tournament Bedknife

### Roller Options



#### Front Narrow Wiehle Roller

- .2" (5 mm) groove spacing, aluminum, 2.5" (6.4 cm) diameter
- Slightly more turf penetration than the full roller
- Use in normal greens mowing conditions




#### Front Wide Wiehle Roller

- .93" (2.4 cm) groove spacing, aluminum
- For more penetration into turf
- Use for mowing higher heights of cut, e.g. fairways and approaches, and areas which are infrequently cut, allowing longer grass blades to stand up before cutting



#### Front Full Roller

- Use on soft greens or high stress conditions to prevent turf thinning on clean-up cut. Steel sleeve.



#### Solid Steel Roller Kit

- (Set of 1 – Front & Rear)
- Use on puffy turf to control bobbing marks
- Adds weight to stabilize cutting unit over rough surfaces



#### Split Front, Full or Narrow Wiehle Roller

- More gentle on turf, especially beneficial on clean-up cut



#### Rear Wiehle Roller (Set of 1)

- 2" (5 cm) cast iron, set of one



#### Rear Roller Adjustment Kit

- Eccentric bolt used to precisely level rear roller



#### DPA Rear Roller Extension Kit

- Moves rear roller back to reduce clipping build-up between the rear roller and bed bar. Helps avoid clumping.



# Greensmaster® eTriFlex™ 3360 GeoLink® Mow Accessories

## Groomer Options



### Universal Groomer Drive

- Groomer drive with forward, neutral and counter-rotating dial
- Quick-change twin-tipped grooming reel or brushes available



### Groomer Reel


- High-strength, twin-tipped groomer blades
- Reduces thatch and stands grass blades for a crisp, clean cut



### Grooming Brush


- Spiral rotating brush used to condition grass before cutting  
**(Note:** Brush collects more clippings into basket than the Groomer Reel, be careful of aggressiveness setting.)

## Traction Unit Accessories



### Greens Tri-Roller Kit (Set of 1)

- Used to roll greens and smooth surface of turf for an improved after cut appearance and ball roll
- Set of one (three required to configure one traction unit)



### Greens Spiker Kit (Set of 1)

- Aeration attachment
- Used to relieve soil compaction, control organic matter, and maintain turf health
- Set of one (three required to configure one traction unit)



### Seat Kit – Premium (Optional)

- Provides alternative operator comfort

## Bedknife & Bedbar Options



### EdgeMax® Microcut Bedknife

- Height of cut range 1/16" – 3/16" (1.6 – 4.7 mm)
- Tool steel bedknife for extended wear and increased edge retention
- Standard on all cutting units

### EdgeMax Tournament Bedknife

- Height of cut range 1/8"–1/2" (3.2 – 12.7 mm)
- Tool steel bedknife for extended wear and increased edge retention

### EdgeMax Fairway Bedknife

- Height of cut range 3/8" – 1.0" (9.5 – 25.4mm)
- Tool steel bedknife for extended wear and increased edge retention
- 7-hole mount, fits all DPA cutting units

### Low Cut Bedknife

- Height of cut range 3/16" – 1" (4.7 – 25.4 mm)
- Use for mowing greens, tees or aprons surrounding greens

### Microcut Bedknife

- Height of cut range 1/16" – 3/16" (1.6 – 4.7 mm)
- Thinner blades for the most precision and accuracy at lower heights of cut

### Tournament Bedknife

- Height of cut range 1/8" – 1/2" (3.2 – 12.7 mm)
- Recommended for heights of cut above 1/8"

### High Cut Bedknife

- Height of cut range 5/16" – 1" (7.9 – 25.4 mm)
- Thicker blade for higher heights of cut, such as tees and aprons surrounding greens

### Fairway Bedknife

- Height of cut range 3/8" – 1" (9.5 – 25.4 mm)

### Extended Microcut Bedknife

- Height of cut range 1/16" – 3/16" (1.6 – 4.7 mm)
- Use in high stress conditions and on soft turf to prevent scalping
- Recommended for use with aggressive bedbar in case of scalping tendencies

### Extended Tournament Bedknife

- Height of cut range 1/8" – 1/2" (3.2 – 12.7 mm)
- Use in high stress conditions and on soft turf to prevent scalping
- Recommended for use with aggressive bedbar in case of scalping tendencies



### Aggressive Bedbar

- Designed for firm greens where a more efficient, aggressive cut is needed for more aggressive cultivars
- Not recommended for use in soft turf conditions or periods of high stress

### High Height of Cut Kit (Set of 1)

- Height of cut range 0.285" – 1.00" (7.2 – 25.4 mm), set of one



### Less Aggressive Bedbar (Standard)

- Designed for softer greens where a less aggressive cut is needed for cultivars or periods of high stress

# Greensmaster® eTriFlex™ 3360 GeoLink® Mow Accessories

## Scraper Options



### Narrow Front Wiehle Roller Scraper Wide Front Wiehle Roller Scraper Full Front Roller Scraper

- Narrow Wiehle, Wide Wiehle, and Full Roller Scrapers clear rollers of dirt, grass, and helps prevent debris buildup that may impact height of cut. Set of one.



### Narrow Front Wiehle Roller Scraper Brush Wide Front Wiehle Roller Scraper Brush Full Front Roller Scraper Brush

- Scraper brushes condition the surface of turf before cutting, while clearing rollers of dirt, grass, and debris buildup
- Longer bristles, 3/4" (1.9 cm) length. Set of one.




### Narrow Front Wiehle Roller Scraper Comb Wide Front Wiehle Roller Scraper Comb Full Front Roller Scraper Comb

- Scraper combs condition the surface of turf before cutting, while clearing rollers of dirt, grass, and debris buildup. Set of one

### Rear Roller Scraper-Adjustable

- Adjustable scraper that clear rollers of dirt, grass, and debris buildup that may impact height of cut. Set of one.



### Rotating Rear Roller Brush

- Prevents grass clumping on turf
- Clears rear roller of grass buildup to maintain a consistent height of cut

### Rear Roller Scraper (Set of 3)

- Spring loaded, maintains contact with rear roller.

## Traction Unit Accessories



### LED Light Kit

- Allows operator to mow in low light conditions

### Rear Light Kit

- Rear facing light kit for enhanced visibility in low light conditions

### 3-Wheel Drive Kit

- Features 3WD assist to positive electric 2WD traction on side and uphill operations

### Utility Bag Kit

- Onboard storage for raincoat, water bottle, trash, etc.

## Turf Tools



### Turf Evaluator

- Mirror device used to assess turf conditions